



GUJCOT TRADE ASSOCIATION

WEEKLY REPORT 16-May-2026

Market Movement from 11th May 2026 to 16th May 2026.

- NY futures witnessed a bloodbath during the week, with extreme volatility dominating the market. Prices traded in a wide range, touching a low of 79.94 cents and a high of 88.88 cents, reflecting nearly a 9-cent fluctuation during the week.
- WASDE was slightly bullish due to lower crop estimates and reduced ending stocks. However, rain forecasts in Texas, the conclusion of the Trump–Xi Jinping meeting without any agricultural business developments, and a strong technical reversal played a major role in the market bloodbath.
- NY July closed with a loss of 412 points W/W, while NY December closed with a loss of 355 points W/W.
- The July-December spread turned inverse for one day, but it still managed to close with a small carry of 130 points.
- The USDA's first outlook for the 2026/27 cotton season is moderately bullish for cotton prices, projecting lower U.S. production and ending stocks along with higher exports compared



GUJCOT TRADE ASSOCIATION

WEEKLY REPORT 16-May-2026

to 2025/26. U.S. cotton production is estimated at 13.30 million bales, down 6M00,000 bales year-on-year due to lower acreage, while exports are forecast to rise to 12.30 million bales on improved global demand. Ending stocks are projected to decline sharply to 3.90 million bales, with the stocks-to-use ratio falling to 28.1 percent, and the season-average farm price estimated at 73 cents per pound. For 2025/26, U.S. production was slightly reduced to 13.90 million bales, while the average farm price was raised to 63 cents due to recent strength in futures. Globally, 2026/27 cotton production is expected to decline by 6.6 million bales, while consumption is projected to rise to 121.7 million bales led by stronger demand from China, India, Bangladesh, Pakistan, Vietnam, and Egypt. World ending stocks are forecast to fall 7 percent to 71.8 million bales as major exporting countries including the U.S., Brazil, and Australia reduce inventories to support exports.

- U. S. Export Sales for both the current and next year were lower, indicating weaker demand due to higher prices. However,



GUJCOT TRADE ASSOCIATION

WEEKLY REPORT 16-May-2026

shipments remained decent and are still in line with the pace required to meet USDA targets, suggesting that current demand continues to remain steady.

- In the latest U. S. Export Sales Report for the week ending 07-May-2026, were lower compared to the previous week, with net upland cotton sales for the 2025-26 marketing year reported at 47,699 bales, while upland shipments remained strong at 2,90,293 bales. Net Pima sales stood at 9,310 bales with shipments of 12,115 bales, taking total cotton sales for the current marketing year to 57,009 bales. For the 2026-27 marketing year, net upland sales were reported at 29,716 bales and net Pima sales at 7,917 bales, resulting in total new crop sales of 37,633 bales.
- This week, Gujcot Spot Rates showed a firm upward trend in the Indian physical cotton market. Rates opened at ₹65,400 candy on Monday and gradually strengthened throughout the week, reaching ₹66,000 on Tuesday, ₹66,650 on Wednesday, and ₹67,000 on Thursday. The market maintained its strength on Friday



GUJCOT TRADE ASSOCIATION

WEEKLY REPORT 16-May-2026

as rates remained steady at ₹67,000, while Saturday's rate remained at ₹66,650.

- The Indian physical cotton market remained firm this week, supported by slow arrivals of around 40,000 bales per day and steady demand from spinning mills. The Cotton Corporation of India (CCI) continued to increase its daily base prices consecutively, yet demand remained strong despite the higher rates. During the week, CCI sold nearly 4.23 lakh bales, reflecting healthy buying interest from mills.
- Spinning mills are currently operating with strong sales and relatively high inventory levels, which is supporting mill margins. However, at higher cotton prices, the downstream textile and yarn market is facing some resistance, as end products are struggling to fully absorb the increased raw material cost. As a result, yarn sales have slowed slightly, although price levels and mill operations remain comfortable overall.
- In the last two trading sessions of the week, NY futures witnessed a sharp washout, but the Indian physical market remained steady



GUJCOT TRADE ASSOCIATION

WEEKLY REPORT 16-May-2026

to only slightly lower, resulting in another jump in basis levels. Meanwhile, the depreciation of the Indian rupee continued to support yarn export competitiveness.

- Indian basis jumped sharply from the weekly low negative 0.25 to the weekly high 8.44 by the end of the week.
- During this week, the Indian basis remained between -0.25 and 8.44.
- This week, the USD-INR exchange rate remained firm and continued its upward trend throughout the week. The rupee opened at 95.31 on Monday, strengthened marginally to 95.63 on Tuesday, further moved to 95.70 on Wednesday, and traded at 95.76 on Thursday before closing the week at 95.97 on Friday. Overall, the rupee depreciated against the U.S. dollar during the week amid firm dollar sentiment and cautious market undertone.
- **Let's hope for the best.**



GUJCOT TRADE ASSOCIATION

WEEKLY REPORT 16-May-2026

USDA-WASDE

The first forecast of the 2026/27 U.S. cotton balance sheet shows lower production and ending stocks, and higher exports and beginning stocks compared to 2025/26, with consumption unchanged. Planted area is projected at 9.64 million acres based on the March 31 Prospective Plantings report. Harvested area is forecast to be 7.38 million acres for an abandonment rate of about 24 percent, approximately equal to the 10-year average. The 2026/27 national average yield is projected at 866 pounds per harvested acre based on regionally weighted 5-year averages, slightly above last year's 852 pounds. Production is projected to be 13.30 million bales, 600,000 below the 13.90 million bales produced in 2025/26. Exports are projected 300,000 bales higher at 12.30 million due to higher global demand and stocks are drawn down. As a result, ending stocks are forecast to be 500,000 bales lower at 3.90 million, for an ending stocks-to-use ratio of 28.1 percent. The projected season-average price for 2026/27 is 73 cents per pound.

U.S. all-cotton production for 2025/26 is lowered 21,000 bales to 13.90 million. There are no other changes to supply and demand categories in the 2025/26 U.S. cotton balance sheet this month. The season-average farm price forecast is raised 2 cents to 63 cents per pound reflecting recent strength in cotton futures.

World supply for 2026/27 is down 2 percent from 2025/26 as global production is projected 6.6 million bales lower, more than offsetting the 2.8-million-bale increase in beginning stocks. World consumption is



GUJCOT TRADE ASSOCIATION

WEEKLY REPORT 16-May-2026

projected to increase 1 percent to 121.7 million bales led by increases for China, India, Bangladesh, Egypt, Pakistan, and Vietnam (up collectively 1.5 million bales). Global trade is expected to be 1 percent lower at 43.4 million bales as reduced imports by India more than offset increases for Pakistan, China, Vietnam, and other countries. Ending stocks are down 7 percent from 2025/26 at 71.8 million bales as Australia, Brazil and the United States draw down stocks to support exports given smaller crops, and India and China draw down stocks to support consumption.

The 2025/26 world balance sheet is revised to show higher production, consumption, and beginning and ending stocks, with trade marginally increased. The global production estimate is raised nearly 1 percent to 122.6 million bales as an almost 900,000-bale increase for Uzbekistan is partially offset by a reduction for Argentina. Consumption is increased by almost 1 percent as mill use in Uzbekistan is raised 1 million bales, reflecting its much larger crop, and consumption in China is revised 500,000 bales higher. Partially offsetting reductions are expected for Pakistan and Vietnam, with small adjustments for several countries. Ending stocks are forecast to increase by around 220,000 bales as the increases in beginning stocks and production exceed that for consumption. The ending stocks-to-use ratio is down slightly to 64.3 percent.



GUJCOT TRADE ASSOCIATION

WEEKLY REPORT 16-May-2026

Global

US Weekly Export Sales

- Net sales of UPLAND totaling 47,700 RB for 2025-2026--a marketing-year low--were down 61 percent from the previous week and 66 percent from the prior 4-week average. Increases primarily for Vietnam (31,800 RB, including 500 RB switched from Japan and decreases of 1,200 RB), Indonesia (4,100 RB, including 1,300 RB switched from Japan), Turkey (2,700 RB), Pakistan (2,700 RB, including 700 RB switched from Vietnam and decreases of 800 RB), and Thailand (2,300 RB), were offset by reductions for Japan (1,900 RB).

US Export Sales		07-May-2026
Marketing Year 2025-26		
Upland Gross Sales		50,106
Cancellation		2,407
Net Upland Sales		47,699
PIMA Gross Sales		9,310
Cancellation		0
Net PIMA Sales		9,310
Total Gross Sales		59,416
Total Cancellation		2,407
Total Net Sales		57,009
Shipments		
UPLAND		2,90,293
PIMA		12,115
Total Shipment		3,02,408
Marketing Year 2026-27		
Net Upland Sales		29,716
Net PIMA Sales		7,917
Total Net Sales		37,633
All Figures in US Running Bale		

- Net UPLAND sales of 29,700 RB for 2026-2027 primarily for Vietnam (13,800 RB), Mexico (8,800 RB), Bangladesh (4,400 RB), Guatemala (2,200 RB), and Indonesia (1,500 RB), were offset by reductions for Pakistan (2,200 RB).
- UPLAND Exports of 2,90,300 RB were down 11 percent from the previous week and 12 percent from the prior 4-week average. The destinations were primarily to Vietnam (84,100 RB), Turkey (37,600 RB), Bangladesh (27,100 RB), China (26,500 RB), and Pakistan (22,600 RB).
- Net sales of PIMA totaling 9,300 RB for 2025-2026 were down 19 percent from the previous week and 51 percent from the prior 4-week average. Increases were primarily for India (5,900 RB), Peru (2,300 RB), Pakistan (400 RB), Thailand (300 RB), and Japan (200 RB).
- Net PIMA sales of 7,900 RB for 2026-2027 were reported for China (7,800 RB) and Japan (100 RB).
- PIMA Exports of 12,100 RB were down 18 percent from the previous week, but up 12 percent from the prior 4-week average. The destinations were primarily to India (5,400 RB), China (2,900 RB), Vietnam (2,300 RB), Pakistan (900 RB), and Japan (400 RB).



GUJCOT TRADE ASSOCIATION

WEEKLY REPORT 16-May-2026

Gujarat Spot Rate Weekly Changes						
Variety	Staple Length	Mic.	09-05-2026	16-05-2026	Change	Change (in Per.)
					W/W	W/W
Shankar 6	29mm	3.8	65,450	66,650	1,200	1.80%
V-797	13% Trash		43,900	44,050	150	0.34%
MCX Spot Rate			31,230	31,910	680	2.13%
USD-INR Exchange			94.48	95.97	1.49	1.55%

Average Rate of Last week					
Variety	Staple Length	Mic.	Price Range		Average Of 6 Days
			Low	High	
Shankar 6	29	3.8	65,400	67,000	66,450
Shankar 6	28.5	3.7	No Quote	No Quote	No Quote
Shankar 6	28	3.6	No Quote	No Quote	No Quote
Shankar 6	27	3.2	No Quote	No Quote	No Quote
Shankar 6	26	3.0	No Quote	No Quote	No Quote
V-797	13% Trash		44,000	46,250	44,950
MCX Spot Rate			31,440	32,170	31,840
USD Exchange Rate			95.31	95.97	95.72

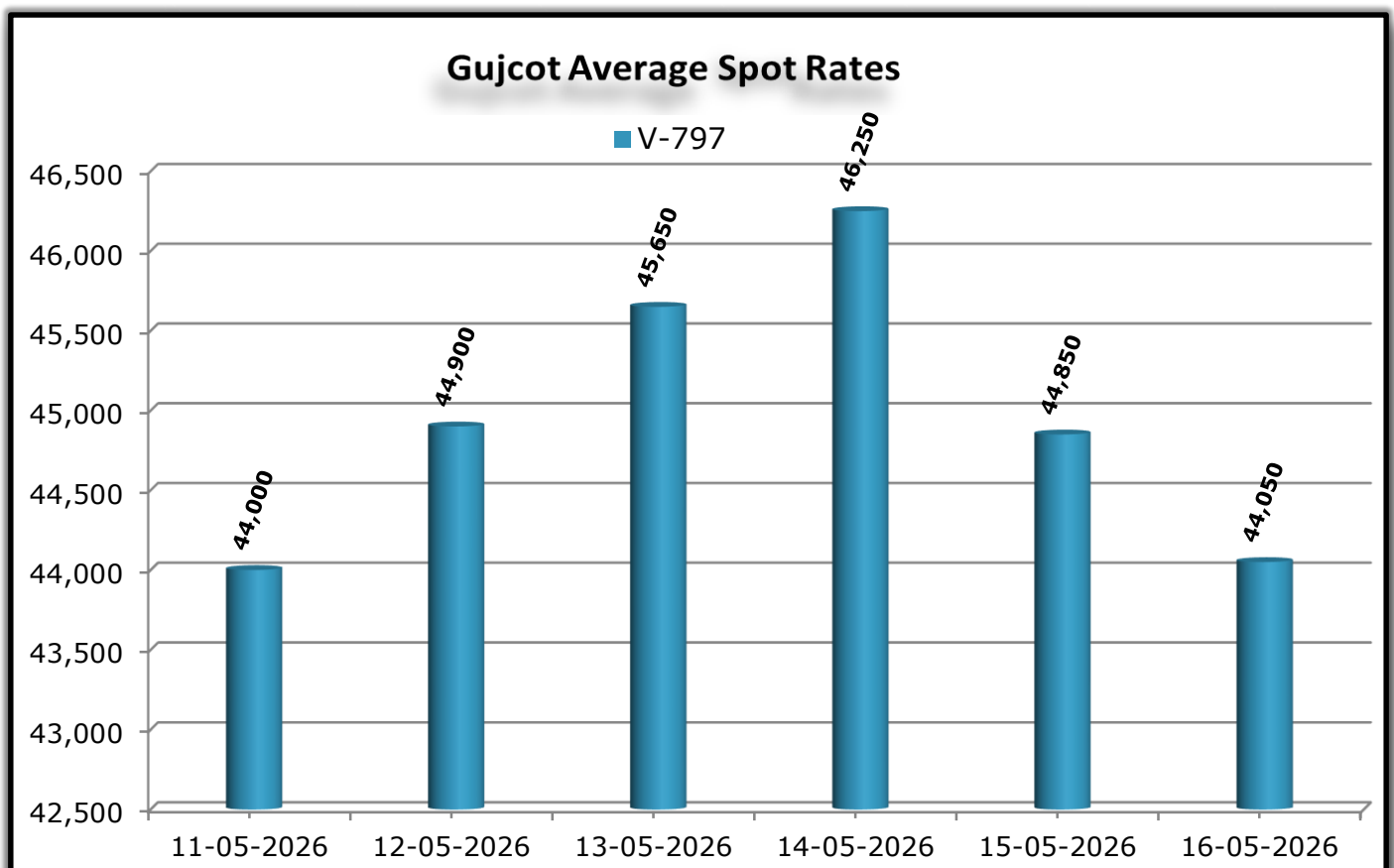
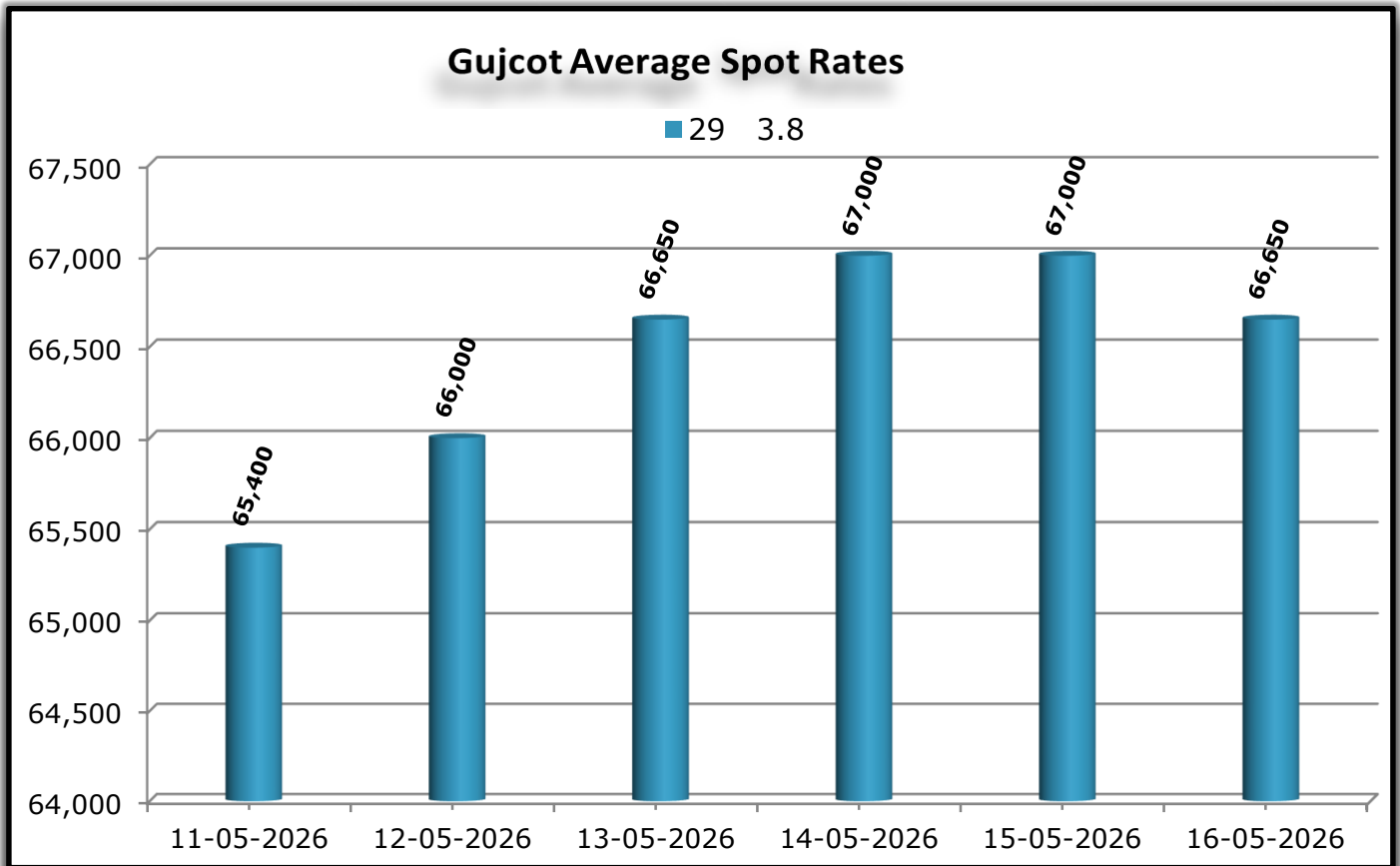
Rate Of Last Week				
Date	29 3.8	V-797	MCX Spot Rate	USD-INR Exchange
11-05-2026	65,400	44,000	31,440	95.31
12-05-2026	66,000	44,900	31,660	95.63
13-05-2026	66,650	45,650	31,950	95.70
14-04-2026	67,000	46,250	32,170	95.76
15-05-2026	67,000	44,850	31,910	95.97
16-05-2026	66,650	44,050	31,910	95.97



GUJCOT TRADE ASSOCIATION

WEEKLY REPORT

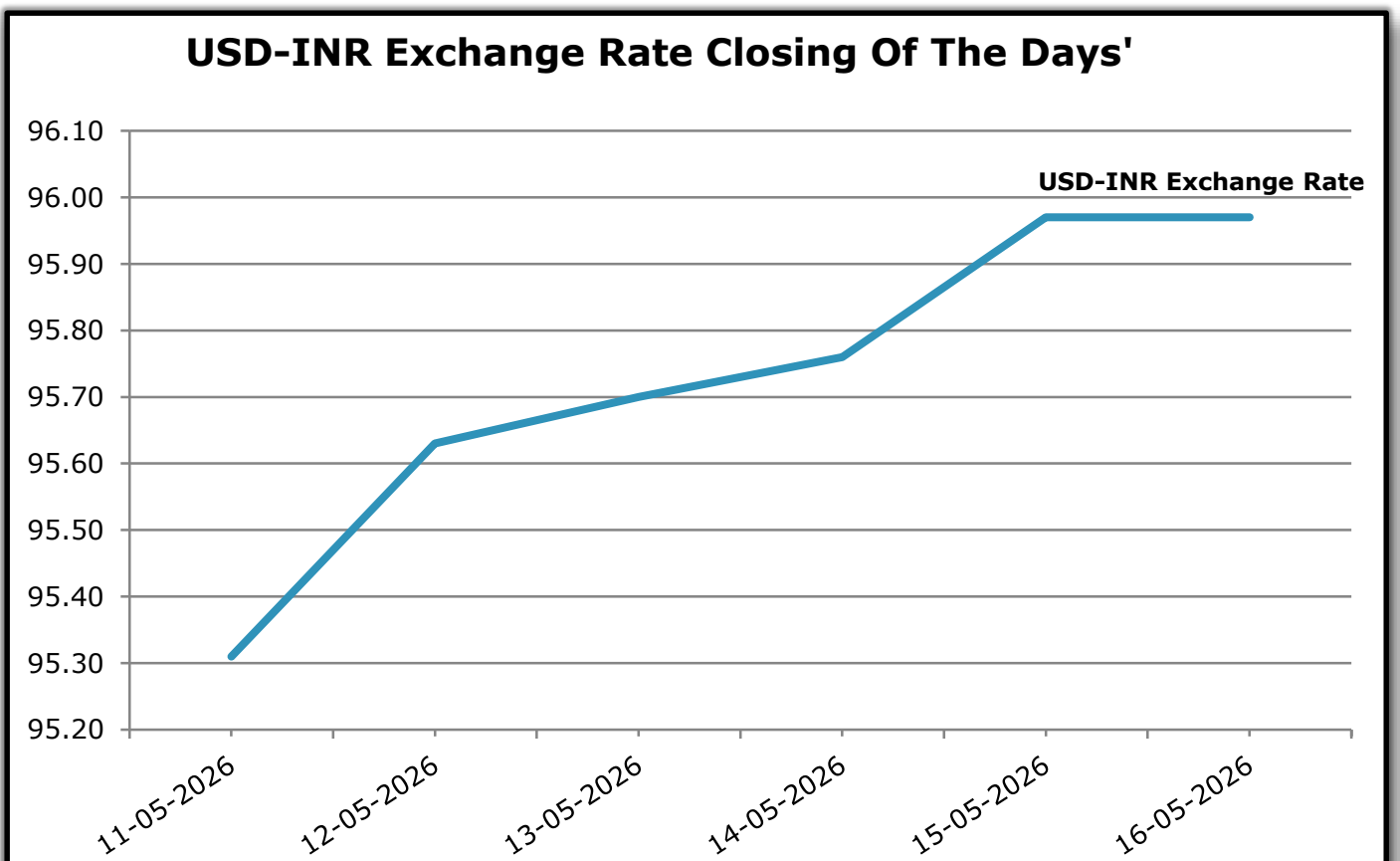
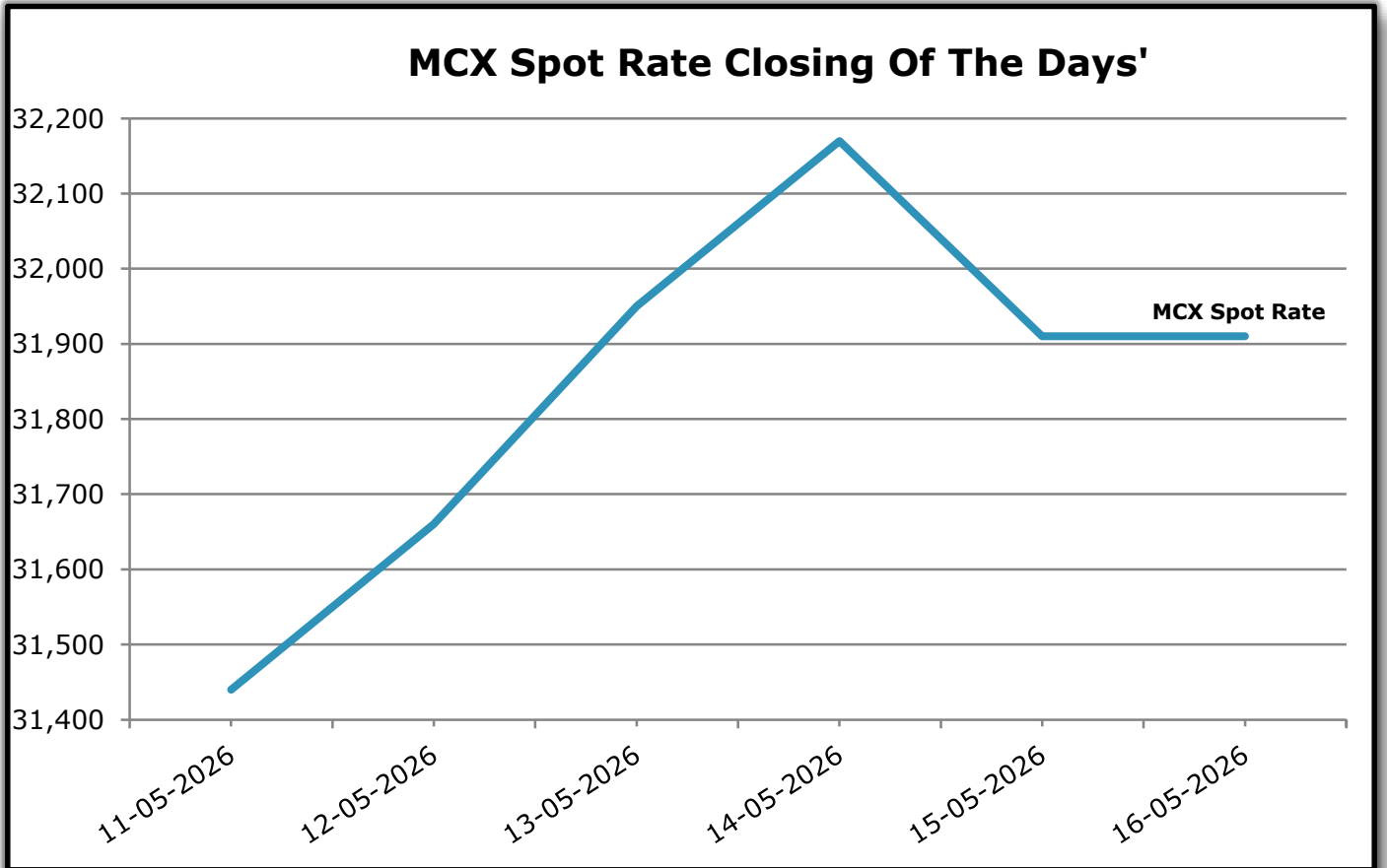
16-May-2026





GUJCOT TRADE ASSOCIATION

WEEKLY REPORT 16-May-2026

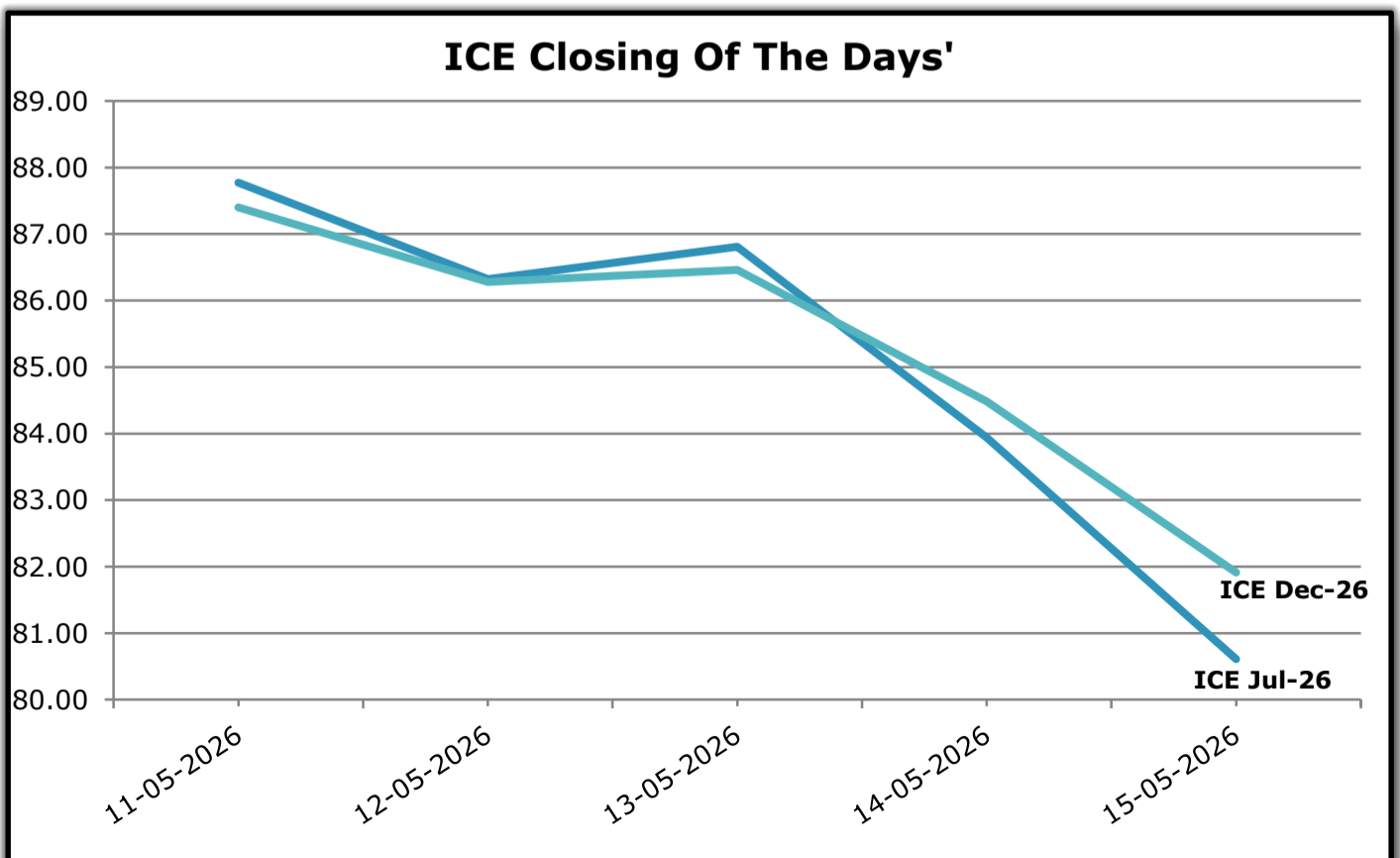
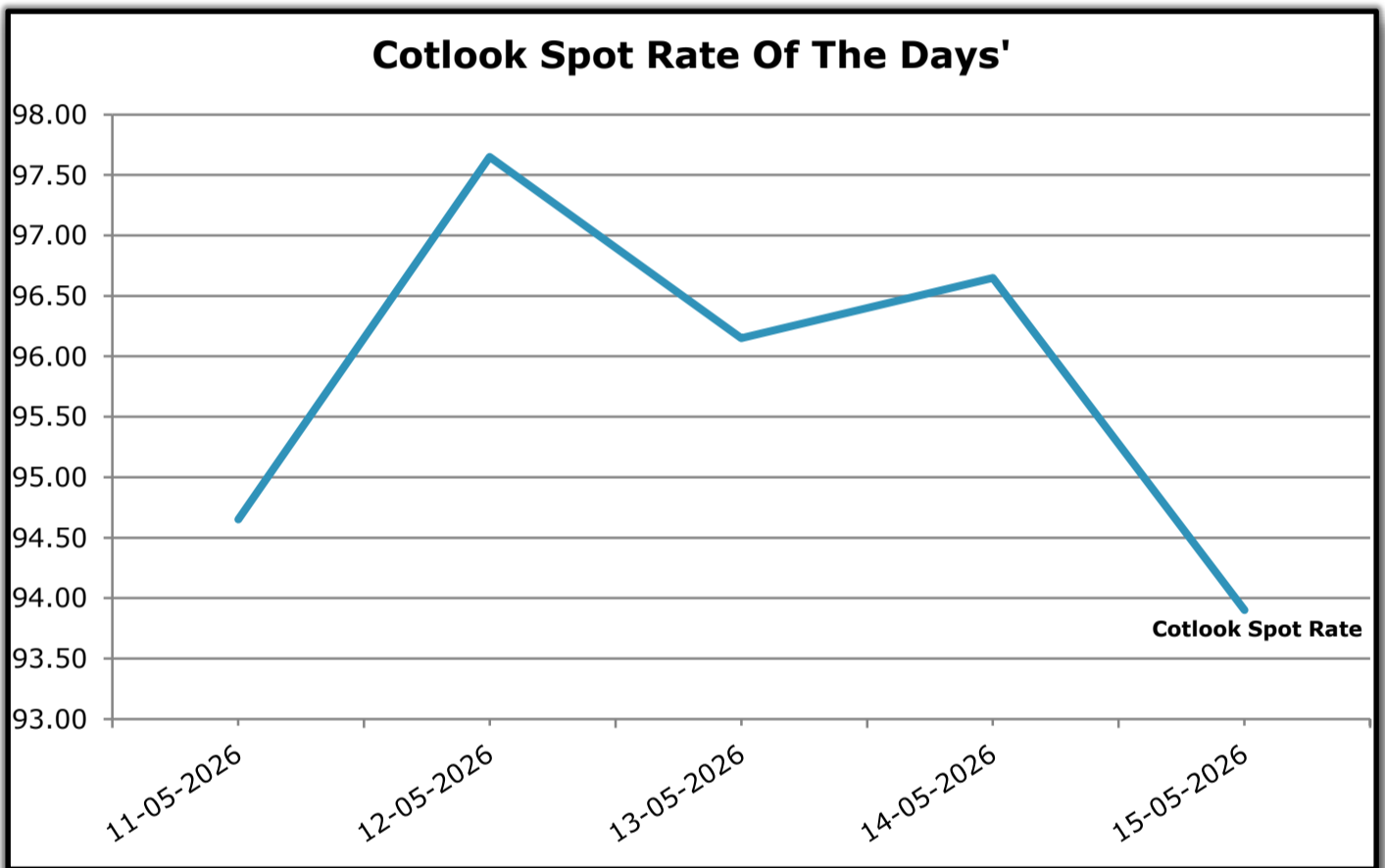




GUJCOT TRADE ASSOCIATION

WEEKLY REPORT 16-May-2026

Foreign Indices			
Date	Cotlook	ICE	
	Spot Rate	Jul-26	Dec-26
11-05-2026	94.65	87.77	87.40
12-05-2026	97.65	86.32	86.28
13-05-2026	96.15	86.81	86.46
14-05-2026	96.65	83.94	84.48
15-05-2026	93.90	80.61	81.91

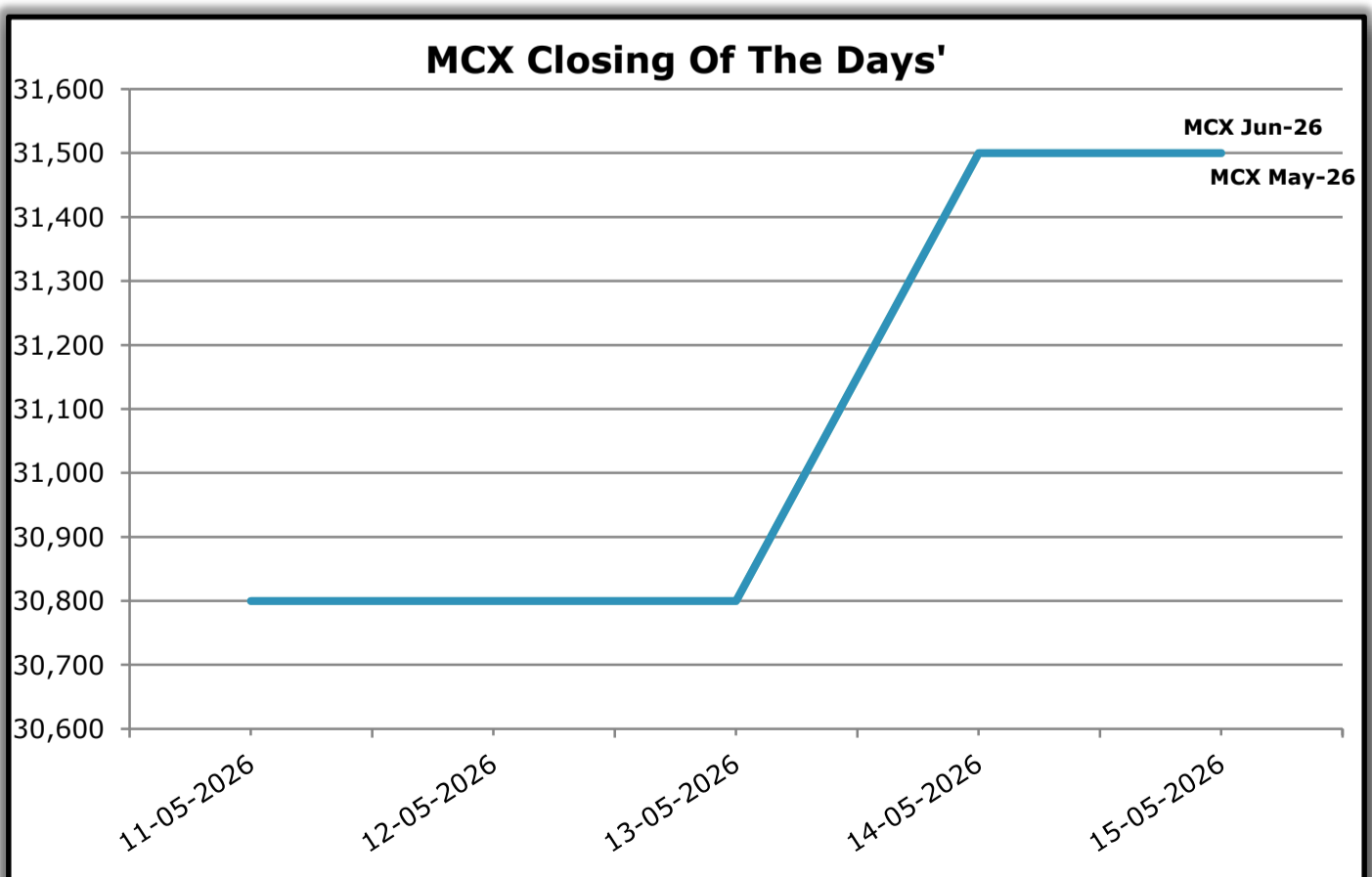
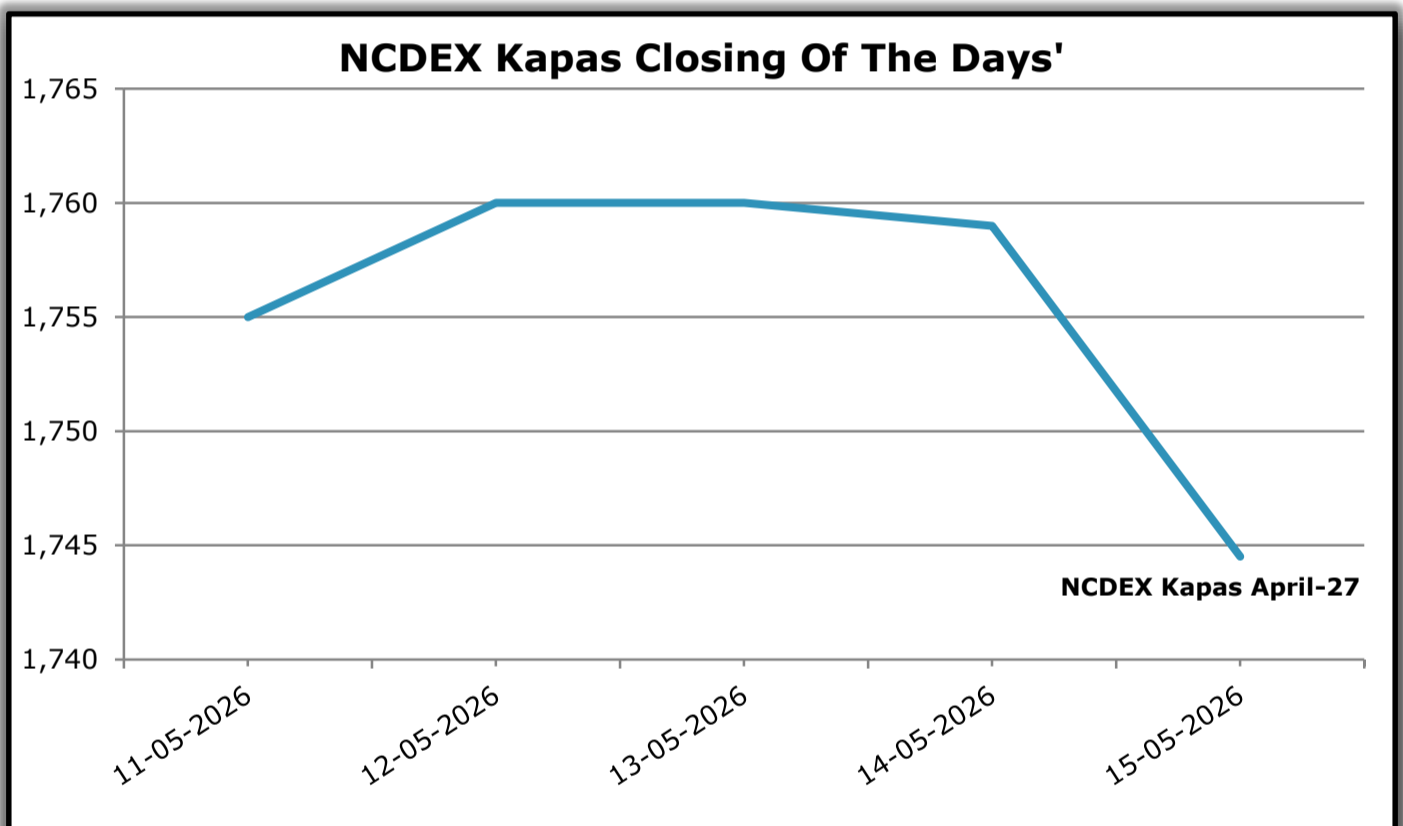




GUJCOT TRADE ASSOCIATION

WEEKLY REPORT 16-May-2026

Indian Indices			
Date	NCDEX Kapas	MCX	
	April-27	May-26	Jun-26
11-05-2026	1,755.00	30,800	30,800
12-05-2026	1,760.00	30,800	30,800
13-05-2026	1,760.00	30,800	30,800
14-05-2026	1,759.00	31,500	31,500
15-05-2026	1,744.50	31,500	31,500



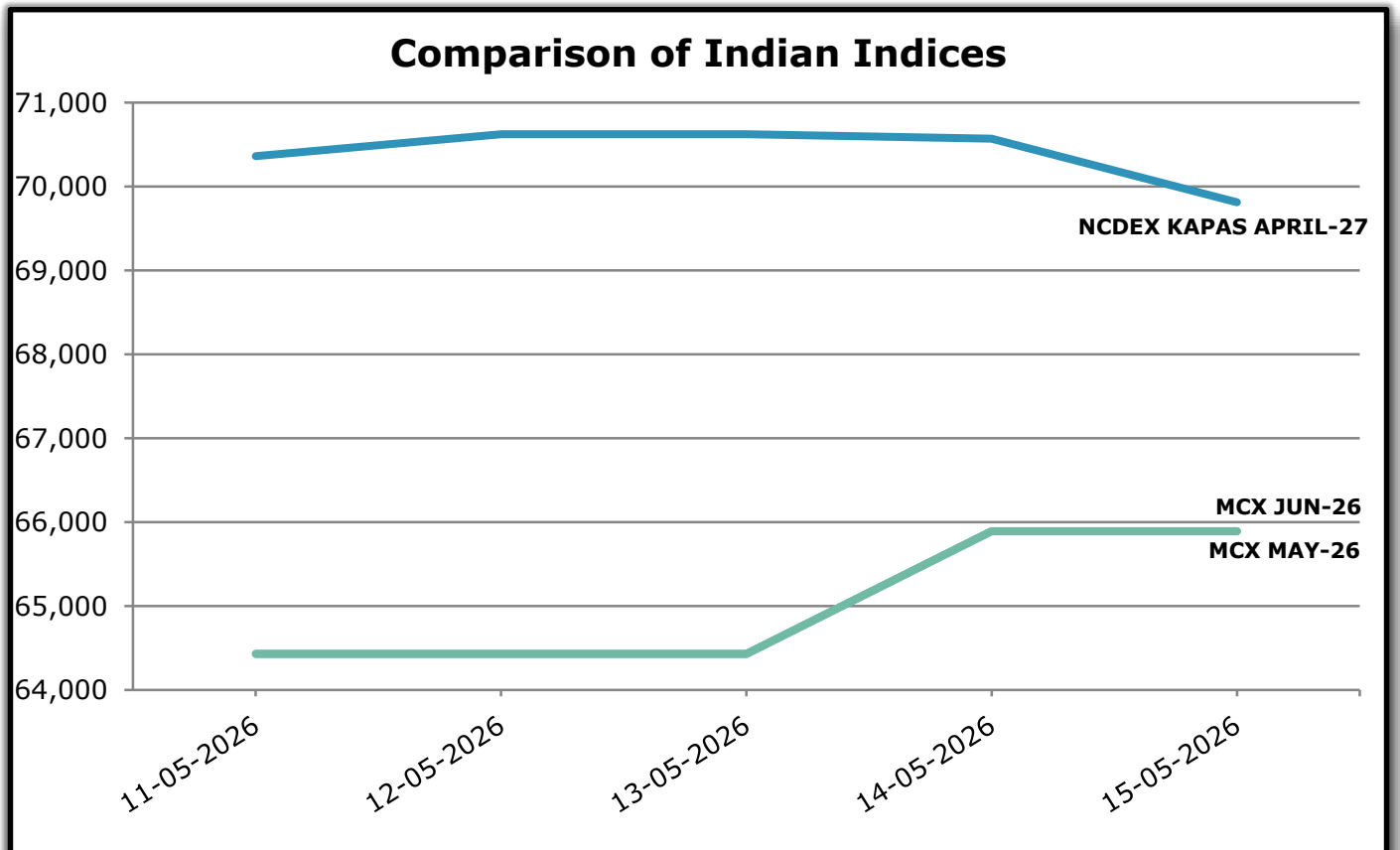


GUJCOT TRADE ASSOCIATION

WEEKLY REPORT 16-May-2026

Indian Indices in Candy Rate			
Date	NCDEX Kapas	MCX	
	April-27	May-26	Jun-26
11-05-2026	70,362	64,427	64,427
12-05-2026	70,623	64,427	64,427
13-05-2026	70,623	64,427	64,427
14-05-2026	70,571	65,892	65,892
15-05-2026	69,813	65,892	65,892

Remark :- For NCDEX Kapas we have taken seed rate 700/20 Kg to convert in Candy.

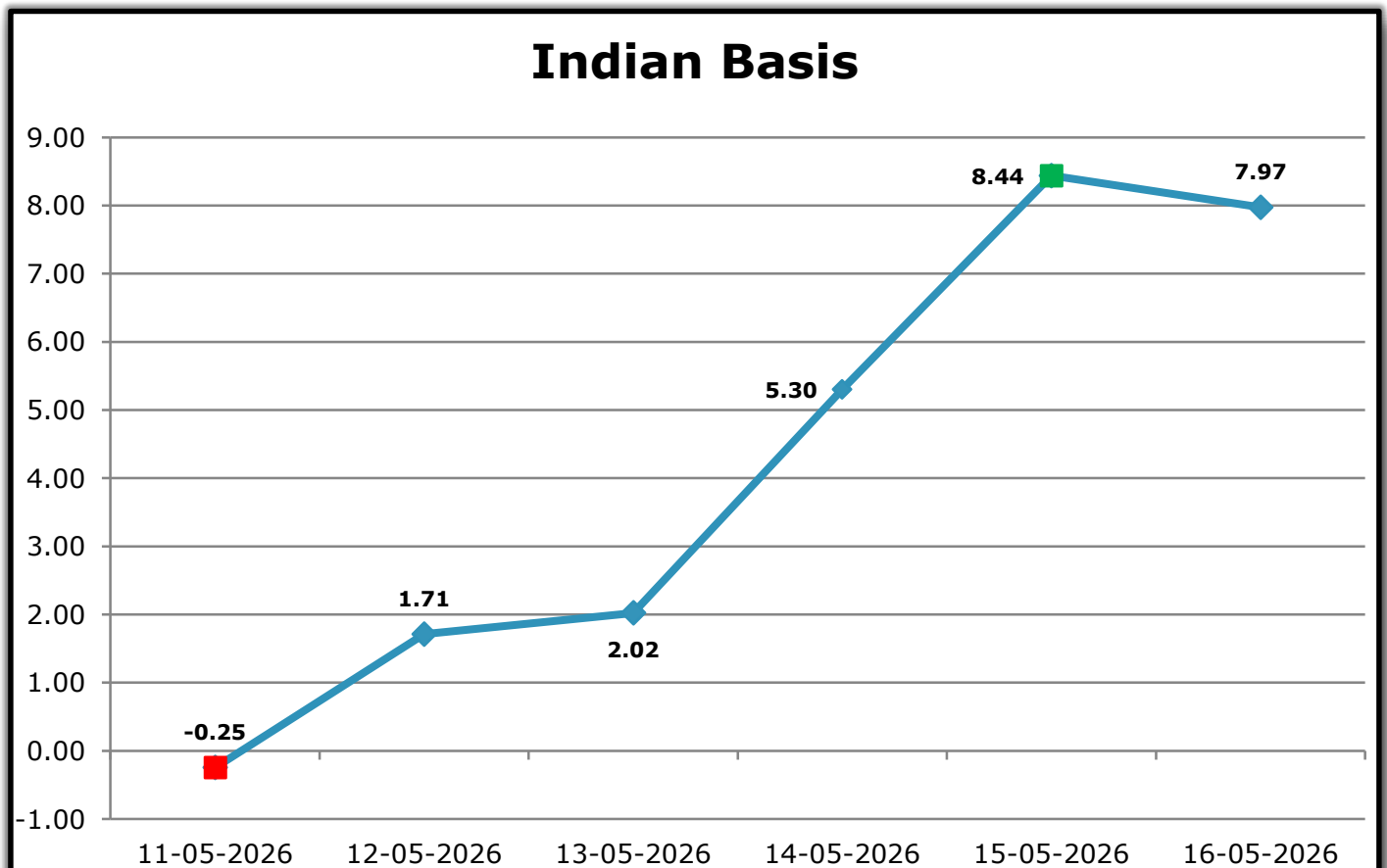




GUJCOT TRADE ASSOCIATION

WEEKLY REPORT 16-May-2026

Indian Basis					
DATE	29 MM	USD-INR	CENTS/LB	ICE Jul	BASIS
11-05-2026	65,400	95.31	87.52	87.77	-0.25
12-05-2026	66,000	95.63	88.03	86.32	1.71
13-05-2026	66,650	95.70	88.83	86.81	2.02
14-05-2026	67,000	95.76	89.24	83.94	5.30
15-05-2026	67,000	95.97	89.05	80.61	8.44
16-05-2026	66,650	95.97	88.58	80.61	7.97





GUJCOT TRADE ASSOCIATION

WEEKLY REPORT 16-May-2026

IN THE WEEK AHEAD

- **Thursday – May 21:** USDA U.S. Weekly Export Sales Report (week ended 14-May) will be released at 8:30 AM EST, followed by the CFTC Cotton On-Call Report (week ended 15-May) at 3:30 PM EST.
- **Friday – May 22:** CFTC Commitment of Traders (COT) Report for the week ended 19-May will be released at 3:30 PM EST, providing updated speculative and commercial positioning in cotton futures.

One stop solution for all cotton related reports and information.

Visit <https://www.gujcot.com>. It's updated every day in real time.

You can view

- Gujarat Daily Spot Rate at 5:30 pm and Historical Data
- Gujarat Latest Pressing Report and Historical Data
- Cotton Advisory Board Balance sheet and Area, Production, Yield reports from cotton season 1991-1992 to till date estimate available from Menu->Reports
- All Historical Gujcot Weekly Reports Menu->Reports
- All India Cotton Sowing data
- Gujarat Cotton Sowing District wise Report
- US Export Sales Report
- US Crop Progress Report
- International Cotton Indices and Spot Rates.
- USDA WASDE Report
- ICE Cotton On Call Report
- And All other National & International reports and upcoming events

Report Sponsors:

Click on Sponsor's Logo to visit Sponsor's Website



Report prepared by

Kalpesh Patel

Manager

Gujcot Trade Association